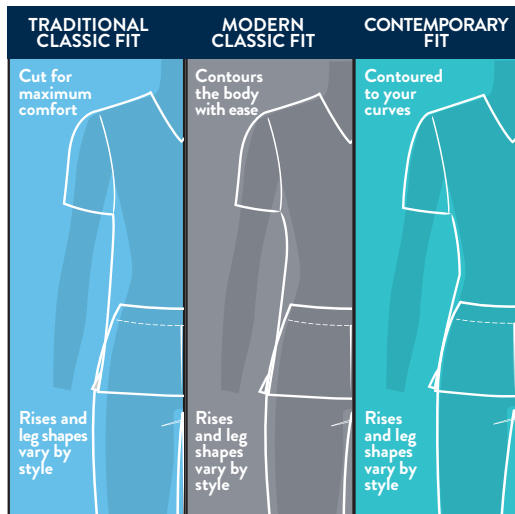
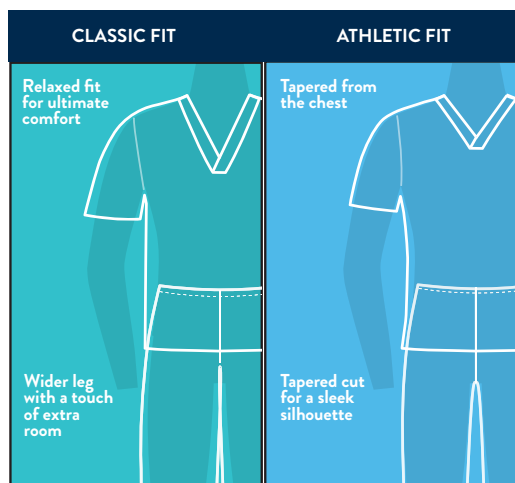


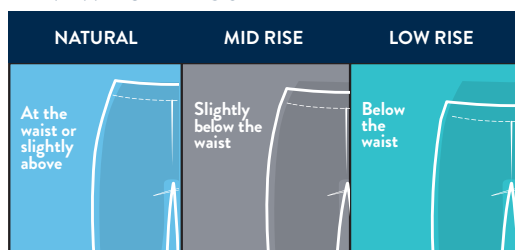
WOMEN'S FIT GUIDE



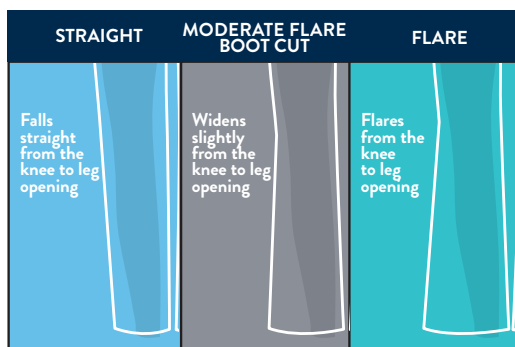
MEN'S FIT GUIDE



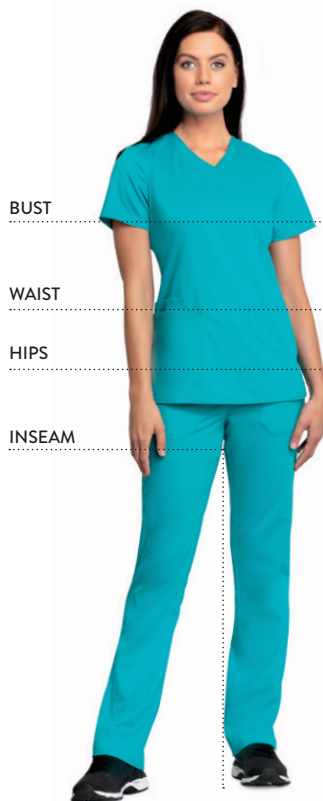
PANT WAIST FIT GUIDE



PANT LEG FIT GUIDE



WOMEN'S MEASURING GUIDE



BUST
Measure under the arms around the fullest part of the bust/chest.

WAIST
Measure under the natural waistline, loosely holding the tape measure.

HIPS
Standing with feet together, measure around the fullest part of the hips.

INSEAM
Measure along the inside of the leg, from just below the crotch to 1" below the ankle.

MEN'S MEASURING GUIDE



CHEST

WAIST

HIPS

INSEAM

Traditional Classic Fit/Modern Classic Fit/Contemporary Fit/Maternity Fit

WOMEN'S	XXS	XS	S	M	L	XL	2XL	3XL	4XL	5XL
	0	2-4	6-8	10-12	14-16	18-20	22-24	26-28	30-32	34-36
Bust	31-32	33-34	35-36	37-39	40-43	44-47	48-51	52-55	56-59	60-63

Waist	23-24	25-26	27-28	29-31	32-35	36-39	40-43	44-47	48-51	52-55
--------------	-------	-------	-------	-------	-------	-------	-------	-------	-------	-------

Hips	33-34	35-36	37-38	39-41	42-45	46-49	50-53	54-57	58-62	63-67
-------------	-------	-------	-------	-------	-------	-------	-------	-------	-------	-------

Inseam Regular: 30-31 Petite: 27½-28½ Tall: 33-34

Classic Fit/Athletic Fit

MEN'S/ UNISEX	XXS	XS	S	M	L	XL	2XL	3XL	4XL	5XL
Chest	29-31	32-34	35-37	38-40	41-44	45-48	49-52	53-56	57-60	61-64

Waist	22-24	25-27	28-30	31-33	34-37	38-41	42-45	46-49	50-53	54-57
--------------	-------	-------	-------	-------	-------	-------	-------	-------	-------	-------

Hips	29-31	32-34	35-37	38-40	41-44	45-48	49-52	53-56	57-60	61-64
-------------	-------	-------	-------	-------	-------	-------	-------	-------	-------	-------

Inseam Regular: 31-32 Short: 29-30 Tall: 34-35 Ultra Tall (unhemmed): 36

Kids' Unisex Size Chart

Kids'	S	M	L
	Ages 2-5	Ages 6-8	Ages 9-11
Chest	23-25	26-29	30-32½
Waist	21-23	24-27	28-30½
Hips	23-25	26-29	30-32½

(All measurements are in inches.)

Use this chart to determine your size. If one of your measurements is between two sizes, order the smaller size for a tighter fit or the larger size for a looser fit. If your measurements for hips and waist correspond to two different suggested sizes, order the one indicated by your hip measurement.